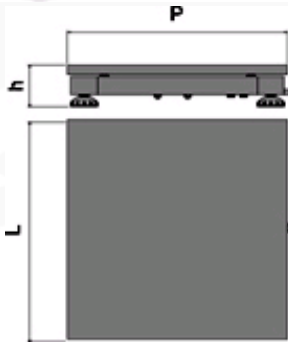



TE SERIES SINGLE CELL IP68 STAINLESS STEEL PLATFORMS



Small and medium capacity electronic platforms, having a precise and sturdy structure, are particularly suitable for all types of industrial and commercial applications in which it's necessary to work in environments with strict hygiene requirements (HACCP norms) and in presence of constant moisture and vapours.

MAIN FEATURES

- Functions with an approved "single point" **STAINLESS STEEL** load cell according to OIML R60 standards with protection against dust and moisture according to **IP68** standards (only for the TSNE and TTNE the protection is IP67).
- Structure with tubulars, mechanics, trinkets and satined steel loading surface in AISI304 stainless steel.
- Fitted with adjustable STAINLESS steel feet with plastic resting surface and level.
- Up to 15 Vdc power supply.
- Screened 3m connection cable with connectors for connection to the indicator.

OPTIONS ONLY AVAILABLE AT TIME OF ORDER

- Connection to the indicator and calibration with CE-M 3000e single range or 3000e+3000e dual range approval.
- High resolution models for internal factory use.

OPTIONS FOR ATEX VERSION

- CCATEX: ATEX certificate for each load cell.
- DCATEXMECH: Declaration of conformity of the whole system composed of PLATFORM + JUNCTION BOX + LOAD CELLS (only if the platform is ordered without the weight indicator; otherwise, refer to the certifications available for the indicator to which it will be connected).

ACCESSORIES

- Indicator support column
- Raising frames, carts, roller units with idle rollers
- Special sizes and capacities upon estimate

Available versions

Code	Dimensions (LxPxH)	Max Capacity kg	Standard Division g	CE-M Division g (*)	CE-M2 Division g (*)	HR Division g (*)
TSNE3	230x330x90	3	0,5	1	--	0,2
TSNE6	230x330x90	6	1	2	1-2	0,5
TSNE15	230x330x90	15	2	5	2-5	1
TTNE6	330x330x90	6	1	2	1-2	0,5
TTNE15	330x330x90	15	2	5	2-5	1
TTNE30	330x330x90	30	5	10	5-10	2
TQNE15	400x400x140	15	2	5	--	1
TQNE30	400x400x140	30	5	10	5-10	2
TQNE60	400x400x140	60	10	20	10-20	5
TQNE150	400x400x140	150	20	50	20-50	10
TMNE30	400x500x140	30	5	10	5-10	2
TMNE60	400x500x140	60	10	20	10-20	5
TMNE150	400x500x140	150	20	50	20-50	10
TCNE30	500x500x140	30	5	10	--	2
TCNE60	500x500x140	60	10	20	10-20	5
TCNE150	500x500x140	150	20	05	20-50	10
TLNE60	500x600x150	60	10	20	10-20	5
TLNE150	500x600x150	150	20	50	20-50	10
TLNE300	500x600x150	300	50	100	50-100	20
TXNE60	600x600x150	60	10	20	10-20	5
TXNE150	600x600x150	150	20	50	20-50	10
TXNE300	600x600x150	300	50	100	50-100	20
TGNE150	700x700x165	150	20	50	--	10
TGNE300	700x700x165	300	50	100	50-100	20
TGNE600	700x700x165	600	100	200	100-200	50

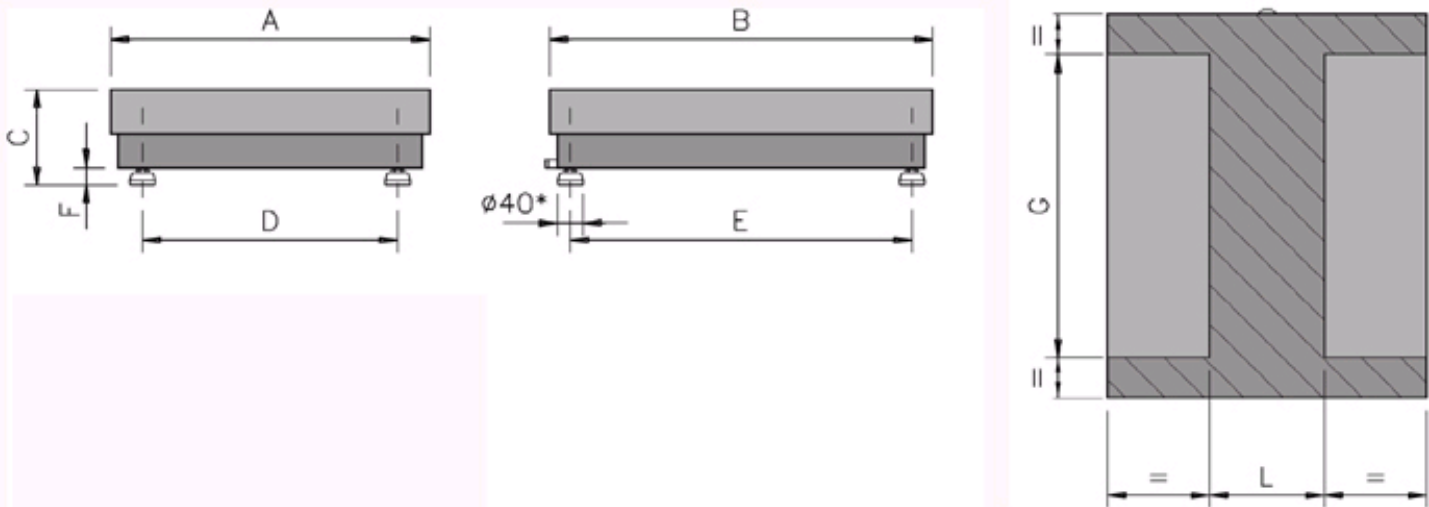
(*) These divisions are obtainable only with the relative options

Options only available at time of order



Code	Description
ECEM1A	CE-M 3000e initial stamping for class III or IIII scales with capacity from 1 to 30 kg
ECEM2A	CE-M 2x3000e initial stamping for class III or IIII scales with capacity from 1 to 30 kg
ECEM1B	CE-M 3000e initial stamping for class III or IIII scales with capacity from 31 to 1500 kg
ECEM2B	CE-M 2x3000e initial stamping for class III or IIII scales with capacity from 31 to 1500 kg
THR	High Resolution (HR) model
CCATEX	ATEX certificate for each load cell for the following categories: II 1G EExia IIC T6 (Ta -20÷+40°C) TX (Ta -20÷+65°C) II 1D tD A20 TX°C (Ta -20÷+40°C) TX°C (Ta -20÷+65°C).
DCATEXMECH	DECLARATION OF ATEX CONFORMITY OF WHOLE Ex II 2GD SYSTEM with relative WHOLE SYSTEM LABEL, for mechanical structure with ATEX load cells (each cell must be certified with CCATEX option).

Accessories

Code	Description
CSP42I	STAINLESS steel support column for the DFW, 3590, TRS series' indicators. Easy to install and to clean. Adjustable feet, guaranteeing the maximum stability.
TSNCI	Attached indicator support STAINLESS STEEL stand for 230x330 platform h=230mm
TTNCI	Attached indicator support STAINLESS STEEL stand for 330x330 platform h=360 mm
TQNCI	Attached indicator support STAINLESS STEEL stand for 400x400 platform h=460 mm
TMNCI	Attached indicator support STAINLESS STEEL stand for 400x500 and 500x500 platforms h=460 mm
TLNCI	Attached indicator support STAINLESS STEEL stand for 500x600/600x600 platforms h=720 mm
SGAQI	STAINLESS STEEL raising frame for 400x400 platforms. Height from ground to platform top: 600 mm (without column)
SGAXI	STAINLESS STEEL raising frame for 600x600 platforms. Height from ground to platform top: 600 mm (without column)
TB60I	Stainless steel low cart for 400x400 and 400x500 platforms. Height from ground to platform surface: 260 mm
TB60BI	Stainless steel low cart for 500x 500 platforms. Height from ground to platform surface: 260 mm
TB300I	Stainless steel low cart for 500x600 and 600x600 platforms. Height from ground to platform surface: 270 mm
TA60I	Stainless steel high cart for 400x400 and 400x500 platforms. Height from ground to platform surface: 650 mm
TA300I	Stainless steel high cart for 500x600 and 600x600 platforms. Height from ground to platform surface: 650 mm.
TPBEI	Stainless steel scale/labeller support plate for TA/TB carts
RF50X65I	STAINLESS STEEL ROLLER UNIT with PVC ø 40 idle rollers and 75 mm pitch, on stainless steel frame. Dimensions 500x650 mm.



MOD.	A	B	C	D	E	F	G	L
TSN**	230	330	90-105	150	280	25-40	--	--
TTN**	330	330	90-105	250	280	25-40	--	--
TQN	400	400	140-155	300	337	25-40	274	160
TMN	400	500	140-155	300	437	25-40	374	160
TCN	500	500	140-155	400	437	25-40	374	160
TLN	500	600	150-165	400	535	25-40	474	180
TXN	600	600	150-165	500	535	25-40	474	180
TGN	700	700	165-180	600	635	25-40	574	260

 Areas which may be perforated
 Areas which may not be perforated

©2005 diniargeo

** = Platforms which may not be perforated.

ALL THE MEASUREMENTS ARE IN MM AND MAY BE MODIFIED WITHOUT PRIOR NOTICE

Dini Argeo S.r.l.

Copyright 2002-2008 - All Rights Reserved -

www.diniargeo.com