

# "MCWL" SERIES SUSPENDED CRANE SCALES



Light and reliable portable crane scale, with Peak, Hold or Totalizer function, internal battery with extractable drawer, easily replaceable and with long life. Fitted with approved shackles, infrared remote control, and case. The TRIPLE AUTOMATIC READING RANGE gives top accuracy for the lower weight values.

Available also in CE-M approved version.

Fitted with test certificate obtained with sample weights.

## MAIN FEATURES

- 25 mm LCD display easily visible also in low temperatures.
- Fitted with galvanised shackles.
- Precision: +/- 0.03% F.S.
- Waterproof keyboard with 4 keys: ON/OFF ZERO/ SELFWEIGHED TARE, F1, F2.
- Fitted with remote control for up to a distance of 8m. The remote control may be configured by the customer as automatic tare only or as a 4-key remote keyboard.
- Configuration and calibration from PC (**easy connection through the 9 pin connector** on the lower part of the case) using the LCSTOOL utility.
- User calibration from keyboard.
- Operating temperature: -10 /+40 °C.
- Programmable digital filter and auto switch-off.
- Fitted with 9v alkaline battery (non rechargeable), with 35-hour operating time of continuous functioning (or up to 3 months of typical non-continuous use, thanks to the auto switch-off function).
- Fitted with storage case with dimensions of: 41x26x24 cm.
- Weight of the storage case with crane scale:
  - MCWLT1M: 8 kg
  - MCWLT6/MCWLT6M: 10 kg

## SELECTABLE FUNCTIONS

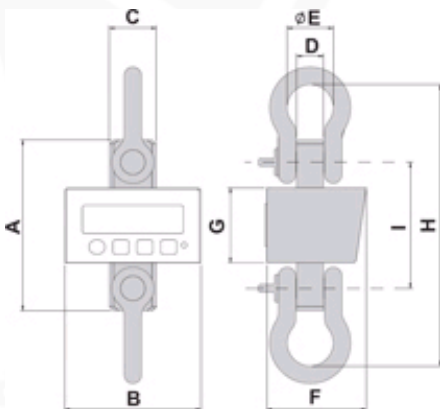
- **High Resolution Weighing x 10**
- **Net/Gross**
- **PEAK** (maximum detected value)
- **Totalization**
- **HOLD** (lock of displayed weight)

## NOTES

- WARNING: THE NOMINAL LOAD OF THE HOOK AND CONNECTION RING MUST BE EQUAL OR MORE THAN THE MAXIMUM LOAD WHICH CAN BE APPLIED TO THE SCALE.

	A	B	C	D	E	F	G	H	I
<b>MCWLT1M / T6 / T6M</b>	214	171	59	33	58	125	94	353	158

dimensions in mm



MCWLT6 / MCWLT1M / MCWLT6M

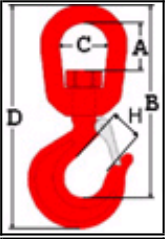
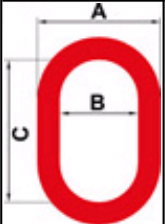
## Versions available

Code	Max Capacity kg	Division kg	CE-M Division kg
MCWL600	150 / 300 / 600	0,05 / 0,1 / 0,2	
MCWLT6	1500 / 3000 / 6000	0,5 / 1 / 2	
MCWLT1M <b>M</b>	200 / 500 / 1000		0,2 / 0,5 / 1
MCWLT6M <b>M</b>	1500 / 3000 / 6000		1 / 2 / 5

## Accessories

Code	Description
GG1T5	Swivelling bottom hook with safety lock 1.5 t
GG7	Swivelling bottom hook with safety lock 7 t
GG15	Swivelling bottom hook with safety lock 15 t
CA2	Connection ring 2.5 t
CA8	Connection ring 8 t
CA15	Connection ring 15 t
TECMAN	Printed technical manual (free, if downloaded from the web) NET PRICE
UMAN	Printed user manual (free, if downloaded from the web) NET PRICE

**MEASUREMENTS OF HOOKS AND RINGS IN MM**

	<b>Codice</b>	<b>A</b>	<b>B</b>	<b>C</b>	<b>D</b>	<b>H</b>
	<b>GG1T5</b>	53	164	47	207	25
	<b>GG7</b>	82	266	77	338	57
	<b>GG15</b>	95	354	96	455	
	<b>CA2</b>	86	60	110		
	<b>CA8</b>	152	100	180		
	<b>CA15</b>	174	110	200		



Fitted with storage case